



U.S. ARMY WAR COLLEGE
U.S. Army Heritage and Education Center

A Great Civil War, 1861: The Union Dissolved

Elementary School
Edition



950 Soldiers Drive • Carlisle, Pa 17013 • 717-245-3972
www.USAHEC.org

Visitor and Education Center Hours: Tues-Sat, 9am-5pm;
Sun, 11am-5pm

Military History Institute: Mon-Sat, 9am-4:45pm
Facilities are open Memorial Day, Independence Day, Labor Day, and
Veteran's Day USAHEC is closed on all other
Federal holidays

August 2011



Activity Book



My name is:

PARENTS and TEACHERS!

This educational program is designed to help your child learn more about American history through an exhibit featuring U.S. Army history. This product is intended to enrich your child's experience by encouraging a closer examination of the visitor and education centers exhibit. Depending on the age of your child, some assistance may be necessary to complete the booklet.

We welcome your comments on this product, as we work to improve them in the future. Please send comments to:
carl_ahec-ves@conus.army.mil

**Telling the Army Story,
One Soldier at a Time
*Army Strong***

This project was completed in the summer of 2011 as part of an internship program conducted with local and regional universities. College and graduate interns used USAHEC resources to create educational programs and products to support USAHEC exhibits such as those you are now enjoying. The U.S. Army Heritage and Education Center salutes the following students and their faculties:

Rachel Statler, Shippensburg University
Victoria Thomas, Pennsylvania State University

The U.S. Army Heritage and Education Center hosts a variety of unpaid internships for college and graduate students in visitor service, educational programs, conservation, and museum studies.

For more information, please contact USAHEC Visitor and Education Services at 717-245-3803.

Take-Home Activity

Dear Mr. President

President Lincoln sent and received many letters during the Civil War. He even started growing his famous beard after he received a letter from a young girl suggesting he would get more votes if he did. What would you like to ask or tell our President?

Write your own letter to our President. Ask him a question, give him some words of encouragement, or send him a suggestion, concern, or criticism. Introduce yourself and explain why you are writing your letter. Be sure to include your return address so you can receive a response. Use a first-class stamp.

The President of the United States
The White House
1600 Pennsylvania Avenue NW
Washington, D.C. 20500

How Can I Learn More?

Do you want to learn more about the Civil War? If so, check out these books:

The Civil War for Kids: A History with 21 Activities

By: Janis Herbert

Fields of Fury: The American Civil War

By: James McPherson

Eyewitness: Civil War

By: John Stanchack

The Boy's War: Confederate and Unions Soldiers Talk About the Civil War

By: Jim Murphy

B is for Battle Cry: A Civil War Alphabet

By: Patricia Bauer

The Civil War

**Is there anything else you already know about the Civil War?
(important people, battles, or events)**

Who: The Union (North) vs. The Confederacy (South)

What: A civil war is a war that is fought between different groups of people from the same country.

When: April 12, 1861 – April 9, 1865

Where: The Civil War was fought entirely within the United States. Most battles were fought in the South.

Why: The Civil War began because the North and the South could not agree on many things. One of their biggest arguments was about slavery. Eventually, the disagreements caused the South to secede.

Secret Code: Throughout the book, there are boxes at the bottom of the pages. Complete the sentences and then match the letters to the blanks located on the last page to complete the concluding statement.

Take-Home Activity

We hope you enjoyed your visit to the U.S. Army Heritage and Education Center. The following pages have some activities that you can complete at home.

Hardtack Recipe

One of the most well known Civil War foods is hard tack. It is a cracker-like biscuit that was usually three inches long and a half an inch thick. Make the recipe below to experience what Civil War Soldiers ate during the war. Be sure to have your parent's help and/or permission!

- 4 cups flour
- 4 teaspoons salt
- Water (about 2 cups)

Preheat oven to 375 degrees. Mix the flour and salt together in a bowl. Add just enough water (less than two cups) so that the mixture will stick together. Mix the dough by hand. Roll the dough out, shaping it roughly into a rectangle. Cut the dough into squares about 3 x 3 inches and 1/2 inch thick.

After cutting the squares, press a pattern of four rows of four holes into each square. Do not punch through the dough. The appearance you want is similar to that of a modern saltine cracker. Turn each square over and do the same thing to the other side.

Place the squares on an ungreased cookie sheet in the oven and bake for 30 minutes. Turn each piece over and bake for another 30 minutes. The crackers should be slightly brown on both sides. They will harden as they dry.

What state do you live in?

Was your state in the Union, Confederacy, or neither?

Circle one.

Union

Confederacy

Border State

None

There were many nicknames for Soldiers on both sides during the Civil War.

Union (North)

Confederacy (South)

- Yankee

- Rebel

- Billy Yank

- Johnny Reb

- Federals

- Graybacks

- The Old Army

- Butternuts

Do you have a nickname? What is it?

Soldiers on both sides were excited to fight at the beginning of the war. To be able to serve their country made them feel honored and : _ _ _ _ _.

secret code clue: 17 2 1 11 9

What is an artifact?

An artifact is an object made by humans, especially a tool, weapon, or ornament that is important to history.

Look around! There are many interesting artifacts that have been preserved since the Civil War. They are around 150 years old!

Draw a picture in the space below of the artifact that you find most interesting.

What artifact did you choose? _____

What was the purpose of this item during the Civil War?

It is important that we always remember the Soldiers who fought in the Civil War by preserving and studying stories, artifacts, and: _____

secret code: 17 1 14 1 3

Hint: These artifacts were only taken in black and white during the Civil War.

Secret Code

When you have answered all the secret code questions, put the numbered letters in the spaces below to fill in the missing words.

The Civil War lasted for _____ years.
5 1 11 2

It ended on _____ 9, 1865 when
7 17 2 12 6

_____ troops
14 1 13 5 4 9 4 2 7 14 4
surrendered at Appomattox

Court House.

The _____ forces won the war.
11 13 12 1 13

Over 600,000 Americans _____
9 12 4 9
during the war.

As a result, around four million _____ were
3 6 7 10 4 3

set _____.
5 2 4 4

Today, the Civil War is known as

_____, _____.
7 15 4 2 12 14 7 3 8 7 2

Lest We Forget

After the war, Soldiers formed veteran groups. These groups helped pass laws to help veterans and they also continued friendships that began during the war. Soldiers also liked to display the souvenirs from when they served, such as medals.

Directions: Pick an award from a display cabinet and draw it below. Then write down the name of the award and a fact about it.

Name: _____

Fact: _____

Take Home Challenge: Ask your parents and/or conduct research to discover if any of your relatives served in the Civil War.

Brainstorm ways you can help raise the understanding of the Civil War to those around you. What can you do to ensure that the Civil War is never forgotten?

Artillery

W G X N M B V F I A R Q M K C
 X N D Q I E N S W L E P R T J
 Z W N I L Q Z A N O D Z Q G A
 Z T S E C C R O L V J Y G U R
 R Q J Y A Q U X V N J O O Z T
 X G W J J R V I H M R T E W I
 A U Y N F Q E Q V J H P R V L
 H J E E U E S U Q G B E D P L
 D A D E X H X K I T M I A H E
 U J C K W L F L B C C I X V R
 F Z U O L G N W B A T T E R Y
 X M Y Q D R C G U N N E R F L
 B H S Z K K G C G N U K M P N
 C C X L L D Z Y M O R T A R C
 B Q R V G G T F N N N Z Q E U



ARTILLERY – the cannons used by the branch of the same name

BATTERY – most basic unit of artillery

CANNON – a gun larger than 1 inch

GUNNER – commanded a cannon and crew


HEAVY – artillery used in defense of forts; horses required to move

LIGHT – artillery used on the battlefield; moveable by men

MORTAR – shot cannonballs high in the air to get them over walls

Infantry

Go through the list and put a ✓ beside the equipment that would have belonged to an infantryman.



_____ Model 1841 24 Pound Coehorn Mortar

_____ Pattern 1855 Knapsack

_____ Model 1859 McClellan Saddle

_____ Pattern 1858 Dress Coat

_____ Model 1850 Foot Officer Sword and Scabbard

_____ Pattern 1855 Mounted Services Jacket

_____ Model 1860 Light Cavalry Saber and Scabbard

_____ Model 1858 Remington New Army Revolver

_____ Pattern 1851 Carbine Sling

_____ Model 1860 Colt Army Revolver

The Sutler

Sutlers sold many different items that Soldiers did not get as a part of their rations. These goods were sometimes called "luxury" items and could be very expensive.

If you were a Soldier in the Civil War, what is one item you would miss from home?

Draw a picture of two things that you would purchase from the sutler. Label your drawings.

Why did you pick these items?

Soldiers got food, clothing, and personal items from their families, especially around: _____

secret code: 14 2 12 3 14 15 7 3

The Subsistence Department

Circle the four items that would have been part of a Soldier's daily field ration:



salt pork



cheese



coffee



tea



sugar



tomatoes



potatoes



fish



hardtack

Do you eat any of the things that Civil War Soldiers survived on?

YES NO

Cavalry

The Cavalry was the branch of the Army that scouted and raided the enemy. They were also very useful in battle because of their weapons.

Solve the puzzles below to discover the three types of weapons the Cavalry used during the Civil War.

 - g +  - ar +  - ive =

 +  - ke +  - t =

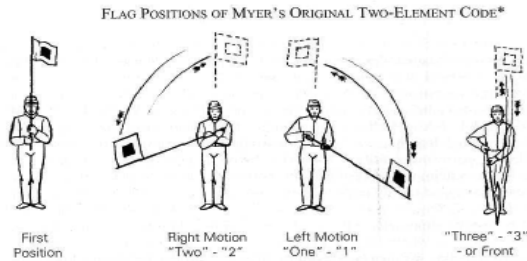
 - w +  - e + r =

If you were a member of the Cavalry during the Civil War you would have ridden a: _____.

secret code clue: 1 2 3 4

The Signal Corps

The Signal Corps became a separate army branch in 1863. It used telegraphy (communication over wire using Morse Code) and signal flags (see picture below) to send messages correctly and quickly.



A	22	K	2121	U	112
B	2112	L	221	V	1222
C	121	M	1221	W	1121
D	222	N	11	X	2122
E	12	O	21	Y	111
F	2221	P	1212	Z	2222
G	2211	Q	1211	&	1111
H	122	R	211	end of word	3
I	1	S	212	End of sentence	33
J	1122	T	2	End of message	333

Decode the message below using the key above

1221	21	1222	12	3	11	21	211	2	122	333

Both armies tried using observation balloons to pass along information but found it was easier to use: _____.

secret code clue: 5 6 7 3

Using the clues, fill-in the name and the date of each of the first four battles.

Clue: First Lieutenant John T. Greble died in this battle.

Name: _____

Date: _____, 1861

Clue: The Army worked with the Navy for this Union victory.

Name: _____

Date: _____, 1861

Clue: The Civil War began with this battle.

Name: _____

Date: _____, 1861

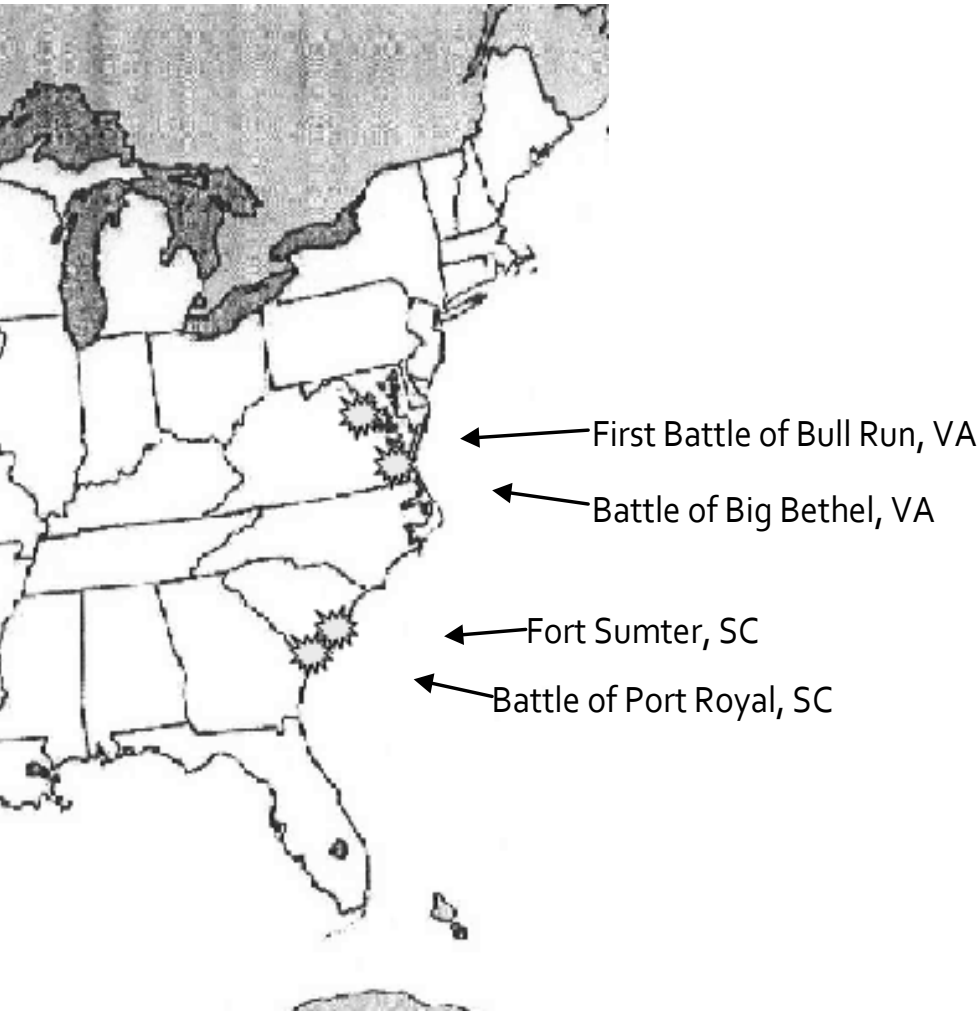
Clue: Dispelled the belief in a quick and victorious war.

Name: _____

Date: _____, 1861

1861: The War Begins

This map shows the first four battles of the Civil War.



During the Civil War, there were only two branches of the military; the Army and the : ____.

secret code clue: 13 7 10

The Medical Department

Over 1 million Soldiers suffered wounds during the war and needed medical treatment. This department helped those men on the battlefield and in hospitals. Both the Union and the Confederacy had a Medical Department.

Find a tool that would have been in a surgeon's kit.

What tool did you find?

What would this tool have been used for?

Does this tool look like anything that you use today? If yes, what does it look like?

Many Soldiers had one or more of their limbs cut off by a surgeon using a: ____.


secret code clue: 3 7 8

The Armies: Union

This is a Union infantryman. He made \$13 a month as a Soldier trying to reunite the country. All of this mannequin's equipment would have been issued by the U.S. government.



The Armies: Confederate



This is a Confederate infantryman. He made \$11 a month fighting for his rights. There was not always enough equipment for every Soldier.

Circle the differences between the Union and Confederate Soldiers' uniforms.